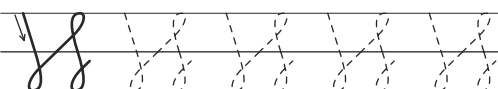
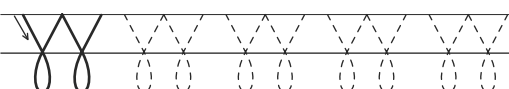
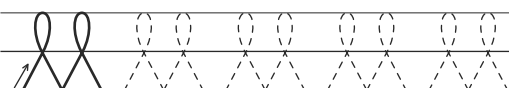
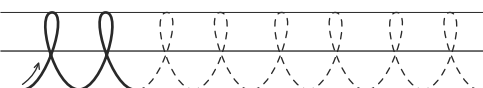
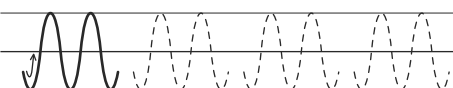
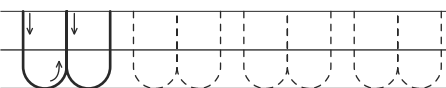
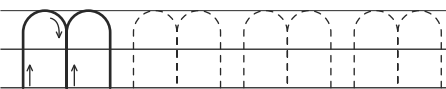
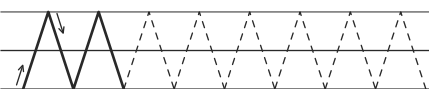
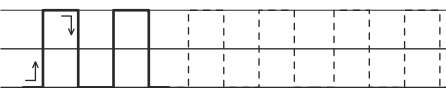
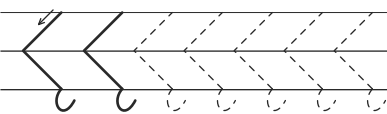
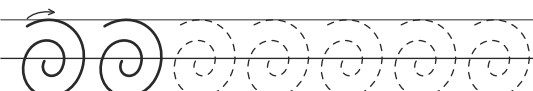
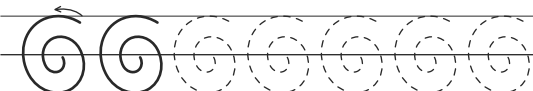
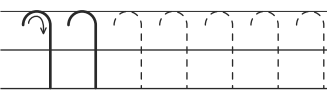
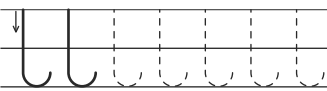


1

Uzupełnij szlaczki.



L l


L l



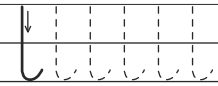
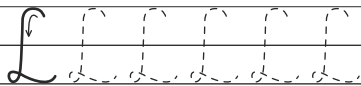
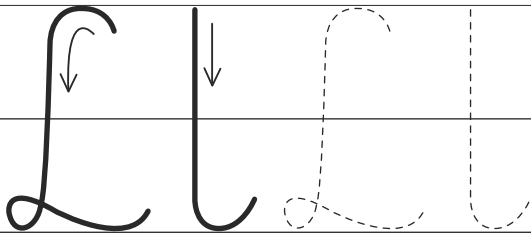
lalka



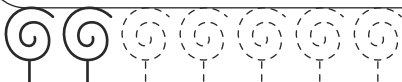

lis



Lilka



1 Policz wszystkie liski w lesie. Uzupełnij podpisy.



2 Napisz słowa według wzoru.

tata tata tata tata

Lila Lila Lila Lila

Ala Ala Ala Ala

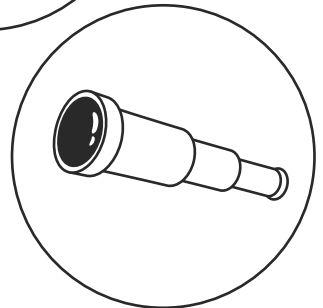



Ela Ela Ela Ela

Ula Ula Ula Ula

Ola Ola Ola Ola

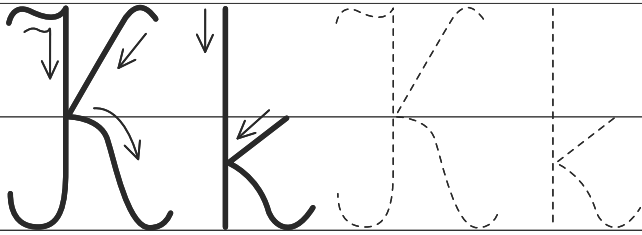

3 Popraw literkę l w słowach, odczytaj je i połącz z obrazkami.

lalka lis lody luneta list las



K k

K k

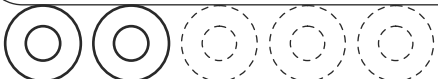
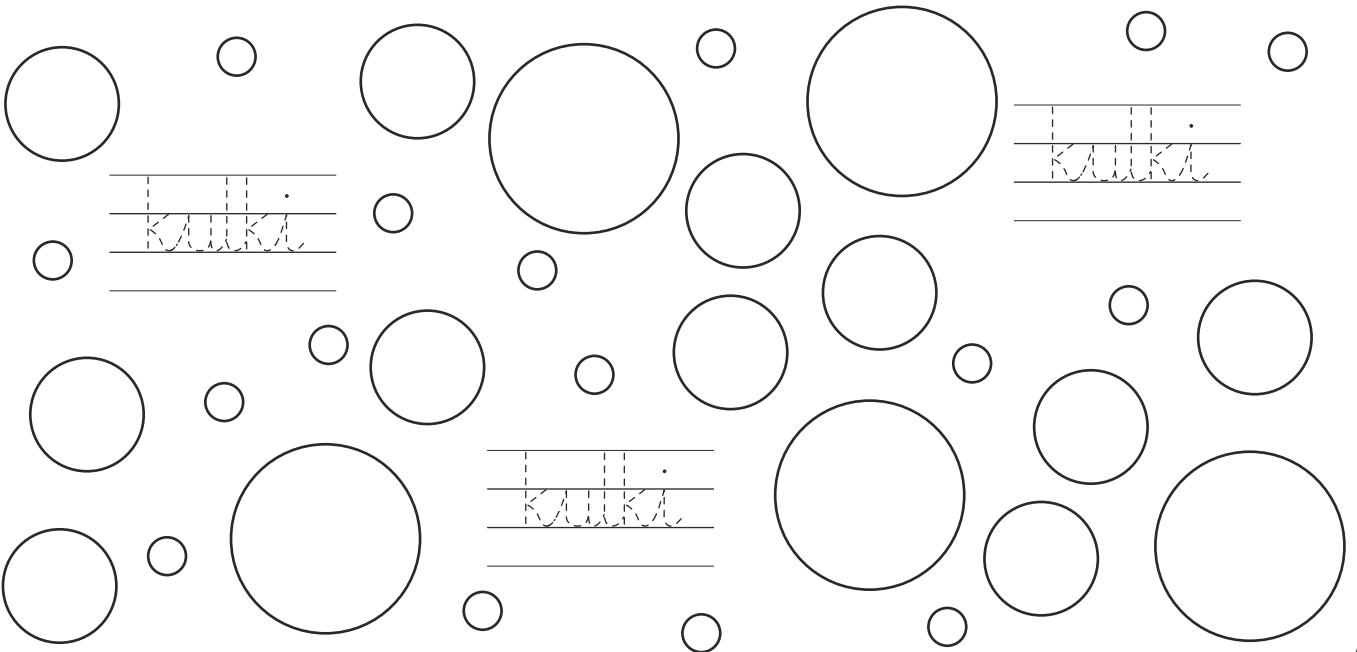


K K K K K K K K

k k k k k k k k

1

Popraw napisy po śladzie. Małe kulki pokoloruj na różowo, średnie na niebiesko, a duże na żółto.



2 Napisz słowa według wzoru.

kulki kulki kulki kulki

loki loki loki loki

leki leki leki leki

Elka Elka Elka Elka


kalka kalka kalka kalka

Ulka Ulka Ulka Ulka


3 Popraw po śladzie oraz pokoloruj lalki według opisu.

- L – zielony
- l – niebieski
- K – czerwony
- k – żółty


lalki



lalka



lalka



lalka

