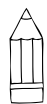
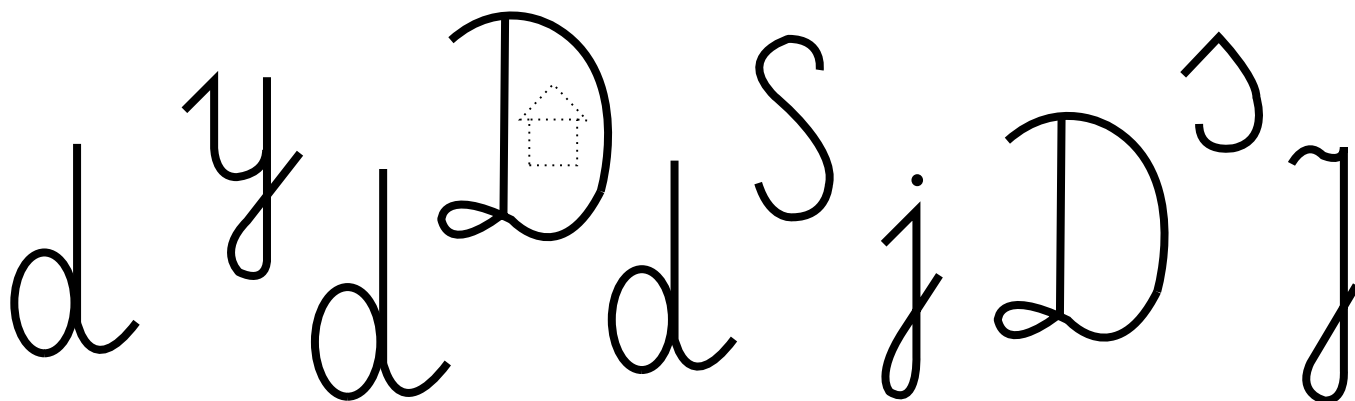


1. W każdej literce „d” narysuj mały domek.



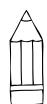

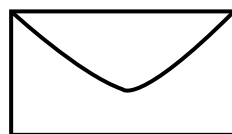

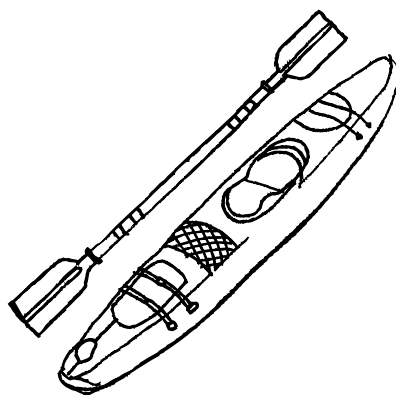
2. Odczytaj słowa i połącz je z właściwym obrazkiem.

dom


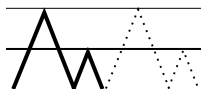

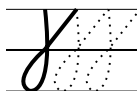
list

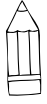
smok

kajak



3. Dokończ szlaczki. Zrób to bardzo starannie.





4. Przyjrzyj się obrazkom i uzupełnij zdania, wpisując odpowiedni wyraz. Następnie przepisz całe zdanie.




Ela je lody.

Ela



Adam ma auto.

Adam




Tata ma list.

Tata




Mama je ząbko.

Mama




Smok ma medal.



Smok

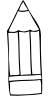


5. Pokoloruj na zielono warzywa, a na czerwono owoce.

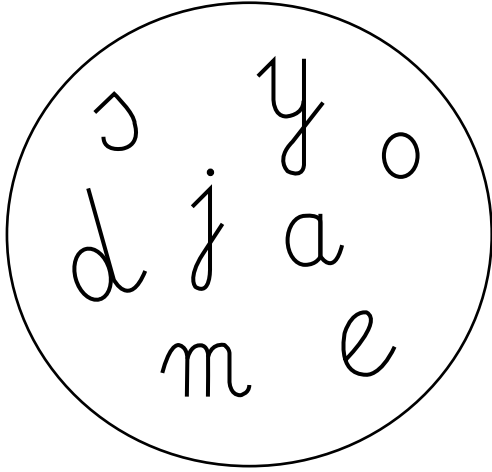


6. Które śniadanie jest zdrowe? Pokoloruj zdrowe śniadanie tak, aby wyglądało apetycznie.





7. Ułóż i zapisz 3 słowa z liter, które są w kole. Każdą literę możesz wykorzystać kilka razy.




---

---

---

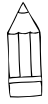
---

---

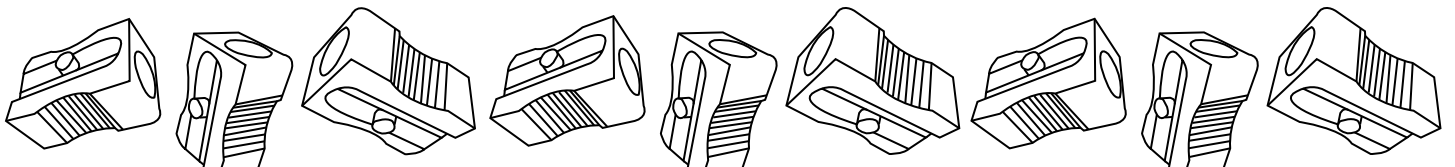
---

---

---



8. Odnajdź błędy na obrazku i skreśl je.



---



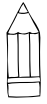
---




---



Imię i nazwisko



1. Połącz w pary małe i wielkie litery. Zapisz je poniżej.




---



---



---



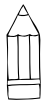
---



---

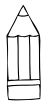
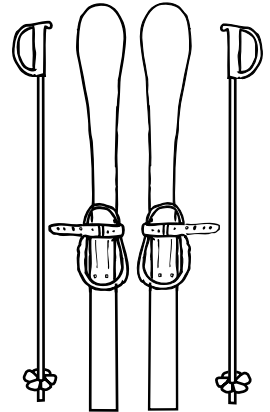

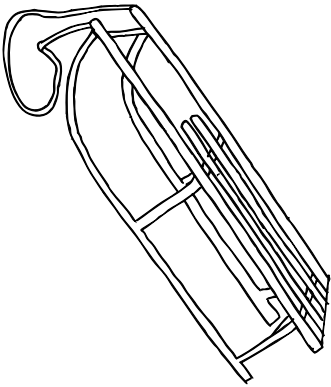


---






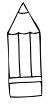
2. Przeczytaj wyrazy i połącz je z obrazkami.

worek      sanki      narty      rak



3. Starannie dokończ szlaczki.




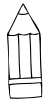


4. Przepisz zdania, uzupełniając je nazwą obrazka.


Romek je  .

Tam stoi  .

Mama pije  .




5. Wpisz brakującą literkę.



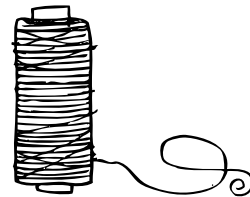
   aw



ko    ek



   ik



   itka

